



USSC: AYSO PLAYER EVALUATION FORMAT

The following skill drills have been created to allow a coach to evaluate the soccer capabilities and strengths of new players joining AYSO.

Players are scored on a rating system of 0 to 8 with zero representing the lowest level of capability and 8 representing the highest.

There are five (5) evaluation stations that each player must complete:

Station 1: Control

Station 2: Passing accuracy

Station 3: Dribbling (running with the ball)

Station 4: Shooting

Station 5: Scrimmage

Once a player has completed the stations and the coaches have scored the player on each station, this form is then used by the evaluation team to transfer the results to a standard Player Evaluation Form in the following manner.

PLAYER INFORMATION:

Date: _____

Location: _____

Name: _____

Gender: _____

Age : _____

ID _____



OVERALL EVALUATION

<u>New player Evaluation</u>	<u>Score</u>	<u>Player Evaluation Form</u>
Station 1: Control		Athletic Ability
Station 2: Passing		Speed & endurance
Station 3: Dribbling		Soccer Skills
Station 4: Shooting		Game Play
Station 5: Scrimmage		Aggressiveness
TOTAL		TOTAL

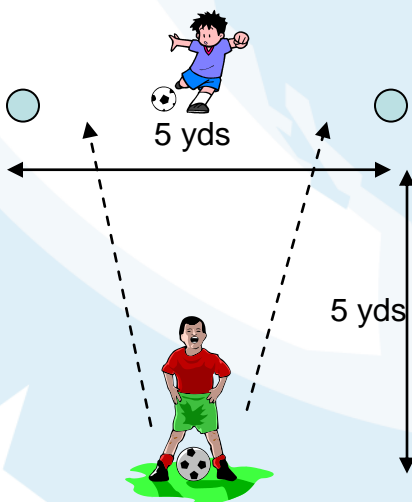


STATION 1: CONTROL

Player stands between two cones 5 yards apart. Coach stands 5 yards away, central to the cones.

Coach passes a ball to the player's center, then right side, then left side keeping the ball inside of the cones. Player receives/controls the ball and passes back to coach. Repeat this 4 times for center, left and right.

Coach repeats this drill, but this time **THROWING** the ball to player with one bounce between coach and player. Player must control the ball and make a balanced pass back to coach.



Control Station

Coaches are looking for:

- Player on toes ready for and moving to the ball
- For ground pass, player receives the ball with inside, outside or sole of foot, without the ball bouncing away
- For bounced pass, player receives ball with inside of foot, sole or thigh while ball is still in the air, or as ball hits the ground.
- Player stays balanced for the pass back to coach

SCORE: _____ (0 – 8)

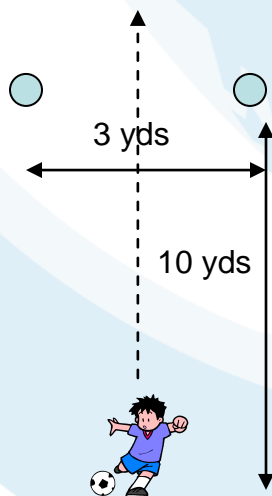


STATION 2: PASSING ACCURACY

Player stands 10 yards away from two cones, 3 yards apart.

Ball is passed to player by the coach. Player must control, then pass the ball between the cones.

Player has 4 attempts with right foot and 4 attempts with left foot to PASS the ball between the cones. Player must NOT shoot between the cones. No run-up, no step back – emphasis is on control, accuracy and pace.



Passing Accuracy Station

Coaches are looking for:

- How player positions to receive the pass (balance, flexibility and movement)
- Using the inside of the foot to make the pass (between the cones)
- The pace/weight of the pass (ball should go all the way through the gap)
- Accuracy of pass
- A ball passing between the cones is one point

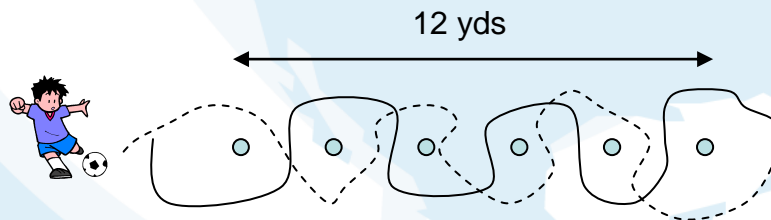
SCORE: _____ (0 – 8)



STATION 3: DRIBBLING – RUNNING WITH THE BALL

Player dribbles the ball around a series of 6 cones, placed at 2 yard intervals (12 yds total) weaving in and out, turning around the last cone and repeating the weaving back to the starting point.

Player is encouraged to keep the ball at their feet and complete the station in the fastest time. Player is also advised that close control WILL result in the fastest time. Player should not miss a cone if possible – when control is lost, they should regain control and re-engage the cones where control was lost.



Coaches are looking for:

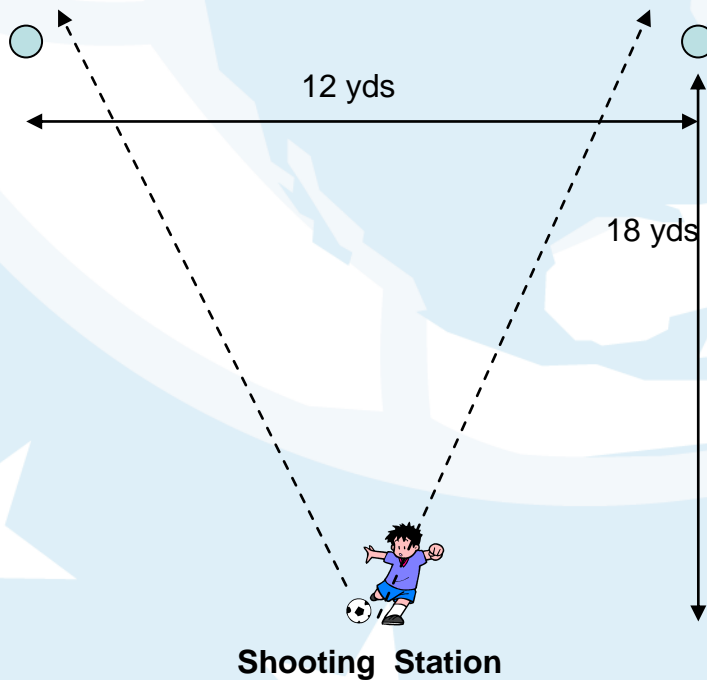
- Close control
- Use of both feet
- Speed
- Balance and agility
- Scoring here is more subjective, but negotiating ALL the cones correctly, with a reasonable level of control, should achieve a mid-point score, REGARDLESS of time. Points maybe added or subtracted based on the skills shown.

SCORE: _____ (0 – 8)



STATION 4: SHOOTING

Player takes 4 shots with right foot and 4 shots with left foot into an undefended goal (cones 12 yards apart if no goals)
Shots are taken with a stationary ball, 18 yards from goal (edge of penalty area), placed in-line with the middle of goal.
Player can take any length run-up, but must use all the power they can muster!



Coach is looking for:

- Positioning, poise and run-up to the ball
- Head/knee over the ball, laces used at contact.
- Clean contact and power
- Score one half-point for each goal scored
- Points can be added/subtracted for skills shown.

SCORE: _____ (0 – 8)



STATION 5: SCRIMMAGE

Players go 2 v 2 into small nets on a small area (20yds X 10 yds?). No goalkeeping, both players attacking and defending.

Coaches or parents can be the “other players” if not sufficient eval players.

Coaches are looking for:

- Aggressive play – to win the ball, not assault the player!
- Use of space and pace
- Calling out
- Finishing
- Use of passing skills
- Scoring is subjective, coach must determine the level of skill player demonstrates

SCORE: _____ (0 – 8)